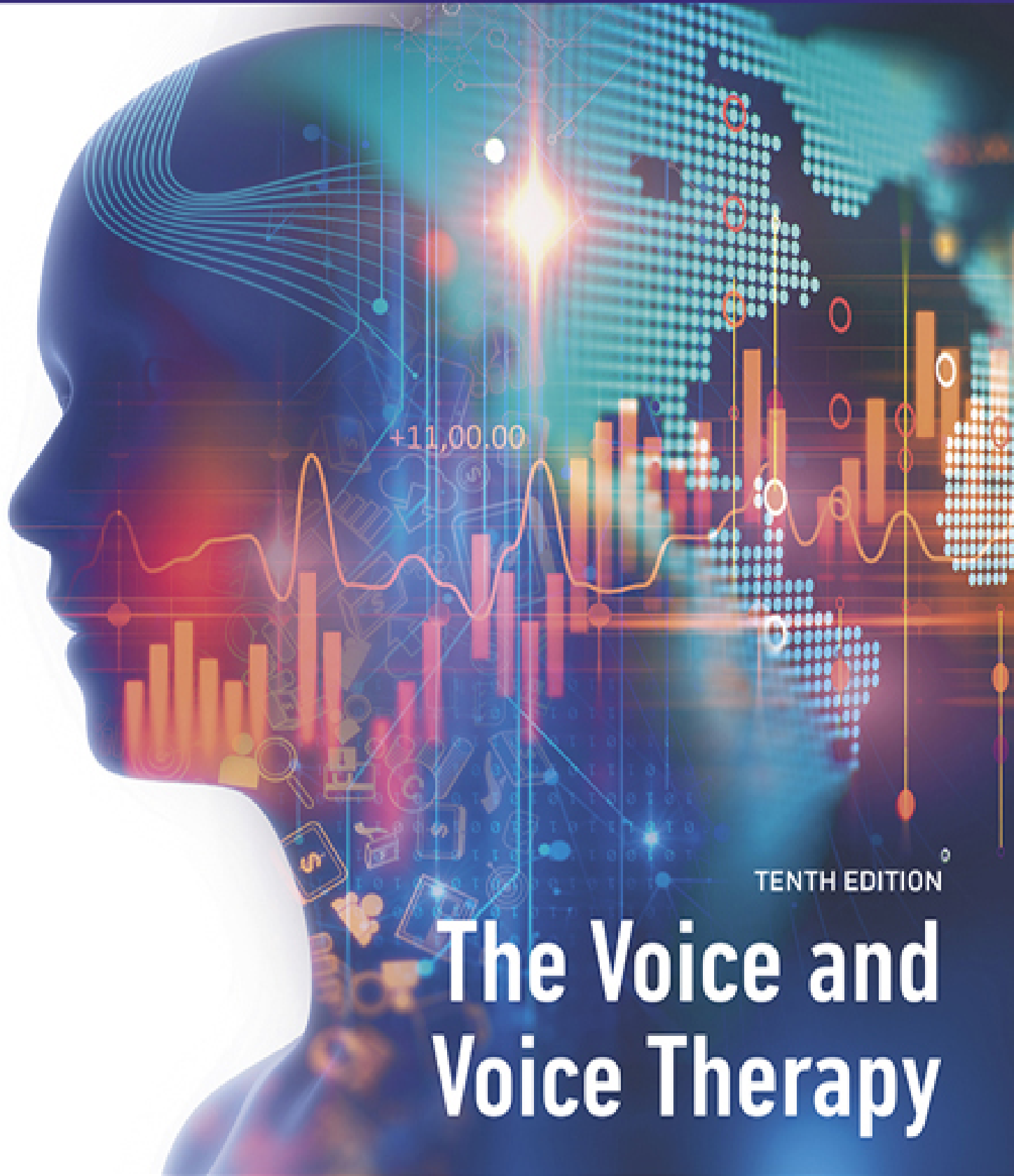


THE PEARSON COMMUNICATION SCIENCES AND DISORDERS SERIES



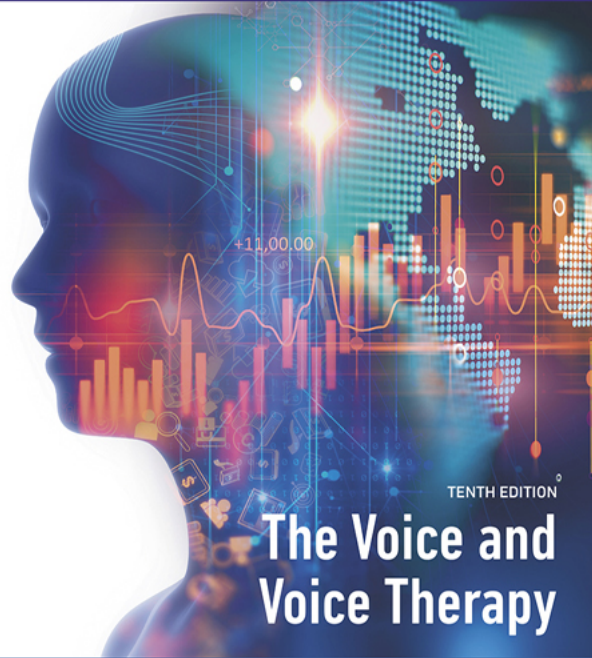
TENTH EDITION[®]

The Voice and Voice Therapy



Daniel R. Boone | Stephen C. McFarlane
Shelley L. Von Berg | Richard I. Zraick

THE PEARSON COMMUNICATION SCIENCES AND DISORDERS SERIES



TENTH EDITION

The Voice and Voice Therapy



Daniel R. Boone | Stephen C. McFarlane
Shelley L. Von Berg | Richard I. Zraick

Contents

1. Welcome

- A. Welcome
- B. Copyright
- C. Dedication
- D. In Memoriam
- E. About the Authors
- F. Contents
- G. Preface
- H. Acknowledgments
- I. Prologue

2. 1: An Introduction to Voice Disorders and Their Management

- A. Introduction: An Introduction to Voice Disorders and Their Management
- B. The Biological Function of the Larynx
- C. The Emotional Function of the Larynx
- D. The Linguistic Function of the Voice
- E. Prevalence of Voice Disorders in the General Population
- F. Prevalence of Voice Disorders in Special Populations
 - 1. Prevalence of Voice Disorders in SLPs and Future SLPs
- G. Kinds of Voice Disorders
 - 1. Organic Voice Disorders
- H. Management and Therapy for Voice Disorders
- I. Summary

3. 2: Normal Voice

- A. Introduction: Normal Voice
- B. Normal Aspects of Voice
- C. Normal Processes of Voice Production
- D. The Respiratory System
- E. Structures of Respiration
 - 1. The Inspiratory Muscles
- F. Control of Breathing

G. The Respiratory Cycle (Inhalation and Exhalation)

H. Respiratory Volumes and Capacities

I. The Effects of Aging on the Respiratory System

J. Breathing for Life Versus Breathing for Speech

K. The Phonatory System

L. Anatomy of Phonation

1. Extrinsic Laryngeal Ligaments and Membranes

2. Intrinsic Laryngeal Ligaments and Membranes

3. The Ventricular (False) Vocal Folds

4. Nervous System Control of the Larynx

M. Voice Production

1. Voice Registers

2. How We Change Vocal Quality

N. Resonance

O. Structures of Resonance

P. Mechanism of Resonance

Q. Summary

4. 3: Functional Voice Disorders

A. Introduction: Functional Voice Disorders

B. Excessive Muscle Tension Disorders

C. Benign Pathologies Resulting from Excessive Muscle
Tension Disorders

1. Vocal Fold Polyps

D. Voice Characteristics with Excessive Muscle Tension
Disorders

E. Psychogenic Voice Disorders

1. Functional Dysphonia

F. Summary

5. 4: Organic Voice Disorders

A. Introduction: Organic Voice Disorders

B. Congenital Abnormalities

C. Acid Reflux Disease

- D. Contact Ulcers (Granulomas)
- E. Cysts
- F. Endocrine Changes
- G. Hemangioma
- H. Hyperkeratosis
- I. Infectious Laryngitis
- J. Leukoplakia
- K. Recurrent Respiratory Papillomatosis
- L. Pubertal Changes
- M. Sulcus Vocalis
- N. Webbing
- O. Laryngeal Cancer
- P. Summary

6. 5: Neurogenic Voice Disorders

- A. Introduction: Neurogenic Voice Disorders
- B. A Working View of the Nervous System
- C. The Central Nervous System, the Cortex, and Its Projections
 - 1. Neurotransmitters
- D. The Peripheral Nervous System (PNS)
- E. Conditions Leading to Neurogenic Dysphonia
- F. Vocal Fold Paralysis
 - 1. Medical Management of UVFP
- G. Spasmodic Dysphonia (SD)
 - 1. Voice Therapy for SD
- H. Essential Voice Tremor
- I. Differences Between SD, Essential Voice Tremor, and Muscle Tension Dysphonia
- J. Parkinson's Disease (PD)
- K. Cerebrovascular Accident (CVA)
- L. Traumatic Brain Injury
- M. Summary

7. 6: Evaluation of the Voice

- A. Introduction: Evaluation of the Voice
- B. Screening for Voice Disorders
- C. Medical Evaluation of the Voice-Disordered Patient
- D. Review of Auditory and Visual Status
- E. Case History
- F. Behavioral Observation
- G. Auditory-Perceptual Ratings
- H. The Oral-Peripheral Mechanism Examination
 - I. The Clinical Voice Laboratory
- J. Acoustic Analyses and Instrumentation
 - 1. Frequency Variability
 - 2. Vocal Perturbation Measures
- K. Electroglottographic Analysis and Instrumentation
- L. Aerodynamic Measurements and Instrumentation
 - 1. Laryngeal Resistance
- M. Phonatory–Respiratory Efficiency Analyses and Instrumentation
- N. Voice Dosage Analysis and Instrumentation
- O. Case Studies
 - 1. Case Study 1: MTD in An Older Female
 - 2. Case Study 2: Vocal Nodules in a Young Male
 - 3. Case Study 3: Differential Diagnosis of Dysphonia in an Adolescent with a Complex Medical History
- P. Summary

8. 7: Voice Facilitating Approaches

- A. Introduction: Voice Facilitating Approaches
- B. Patient Compliance and Emerging Technologies in Voice Intervention
- C. Voice Facilitating Approaches
 - 1. 2. Change of Loudness
 - 2. 3. Chant-Talk

3. 5. Confidential Voice
4. 6. Counseling (Explanation of Problem)
5. 8. Elimination of Abuses
6. 10. Focus
7. 11. Glottal Fry
8. 13. Hierarchy Analysis
9. 15. Laryngeal Massage
10. 17. Nasal-Glide Stimulation
11. 20. Redirected Phonation
12. 21. Relaxation
13. 23. Tongue Protrusion /i/
14. 25. Yawn-Sigh

D. Summary

9. 8: Therapy for Special Patient Populations

A. Introduction: Therapy for Special Patient Populations

B. Voice Therapy for Particular Populations

1. Pediatric Voice Problems
2. Professional Voice Users
3. Deaf and Hard of Hearing

C. Voice Therapy for Respiratory-Based Voice Problems

1. Paradoxical Vocal Fold Movement

D. Summary

10. 9: Management and Therapy Following Laryngeal Cancer

A. Introduction: Management and Therapy Following Laryngeal Cancer

B. Risk Factors, Incidence, and Demographics in Head and Neck Cancer

C. Historical Review of Laryngeal Cancers

D. Modes of Cancer Treatment

E. Case Examples

F. Voice Facilitating Approaches

G. Vocal Hygiene

- H. Laryngectomy
 - I. Tumor Staging
 - J. Surgical Advances and Organ Preservation Protocols
 - K. Preoperative Counseling
 - L. Postlaryngectomy Communication Options
 - M. The Artificial Larynx
 - N. Esophageal Speech (ES)
 - O. Tracheoesophageal Puncture (TEP)
 - P. Overview of the Pharyngoesophageal (PE) Segment
 - Q. Summary
- 11. 10: Resonance Disorders**
- A. Introduction: Resonance Disorders
 - B. Resonance Defined
 - C. Disorders of Nasal Resonance
 - D. Evaluation of Nasal Resonance Disorders
 - 1. Stimulability Testing
 - E. The Oral Examination
 - F. Laboratory Instrumentation
 - G. Treatment of Nasal Resonance Disorders
 - 1. Prosthetic Treatment of Hypernasality
 - 2. Hyponasality
 - H. Therapy for Oral-Pharyngeal Resonance Problems
 - I. Summary
- 12. References**
- A. References
- 13. Video and Interactive Resources**
- A. Video and Interactive Resources
- 14. Print Version**
- A. Print Version

The Voice and Voice Therapy

Tenth Edition

Daniel R. Boone

University of Arizona

Stephen C. McFarlane

University of Nevada Medical School

Shelley L. Von Berg

California State University, Chico

Richard I. Zraick

University of Central Florida



Director and Publisher: Kevin Davis
Executive Portfolio Manager: Aileen Pogran
Managing Content Producer: Megan Moffo
Content Producer (Team Lead): Faraz Sharique Ali
Content Producer: Deepali Malhotra
Portfolio Management Assistant: Maria Feliberty and Casey Coriell
Digital Development Editor: Alicia Reilly
Executive Product Marketing Manager: Christopher Barry
Executive Field Marketing Manager: Krista Clark
Manufacturing Buyer: Deidra Headlee
Cover Design: Pearson CSC
Cover Art: WhiteMocca/Shutterstock
Editorial Production and Composition Services: Pearson CSC
Full-Service Project Management: Pearson CSC, Rowena Saycon and Sindhuja Vadlamani
Printer/Binder: LSC Communications, Inc.
Cover Printer: Phoenix Color/Hagerstown
Text Font: 9.5/13 Palatino LT Pro

Copyright © 2020, 2014, 2010 by Pearson Education, Inc. 221 River Street, Hoboken, NJ 07030. All rights reserved. No part of this publication may be reproduced, stored in a retrieval system, or transmitted, in any form or by any means, electronic, mechanical, photocopying, recording, or otherwise, without the prior written permission of the publisher. Printed in the United States.

Acknowledgements of third-party content appear on page in text, which constitute an extension of this copyright page.

Unless otherwise indicated herein, any third-party trademarks that may appear in this work are the property of their respective owners and any references to third-party trademarks, logos, or other trade dress are for demonstrative or descriptive purposes only. Such references are not intended to imply any sponsorship, endorsement, authorization, or promotion of Pearson's products by the owners of such marks, or any relationship between the owner and Pearson Education, Inc., or its affiliates, authors, licensees, or distributors.

Library of Congress Cataloging-in-Publication Data

Names: Boone, Daniel R., author. | McFarlane, Stephen C., author. | Von Berg, Shelley L., author. | Zraick, Richard I., author.

Title: The voice and voice therapy/Daniel R. Boone, Stephen C. McFarlane, Shelley L. Von Berg, Richard I. Zraick.

Description: Tenth edition. | Boston : Pearson, [2020] | Includes bibliographical references and index.

Identifiers: LCCN 2018060183 | ISBN 9780134894485 | ISBN 0134894480

Subjects: | MESH: Voice Disorders--diagnosis | Voice Disorders--etiology | Voice Disorders--therapy | Speech, Alaryngeal

Classification: LCC RF540 | NLM WV 500 | DDC 616.85/56--dc23 LC record available at <https://lcn.loc.gov/2018060183>

1 19

ISBN-13: 978-0-13-
489448-5

ISBN-10: 0-13-489448-0



*From Dan to his sister, Barbara Boone Brueggemann, who typed
the raw manuscripts of the first two editions of this textbook.*

From Stephen to his wife, Patty, and his family.

*From Shelley to her mother, Sarah Von Berg, an extraordinary
speech pathologist and mentor.*

*From Richard to his wife, Amanda, and his twin daughters,
Kaitlyn and Brooklyn, whose voices fill his heart with joy.*

In Memoriam



DANIEL R. BOONE was born in Chicago, IL on October 30, 1927 and died suddenly on October 27th, 2018, three days shy of his 91st birthday. On the week of his passing, Dan was the keynote speaker at a voice and speech conference in Dallas. He had just published a new book featuring vignettes covering more than 60 years of aphasia, speech, and voice practice. Dan was on top of his game until the very end.

Dan graduated with a BA in speech-language pathology (with a minor in psychology) from the University of Redlands in 1951. From 1951–1953, he worked as a speech-language pathologist at the Long Beach VA Hospital with veterans of either WW II or the Korean War. He subsequently received both an MA (1954) and a PhD (1958) from Western Reserve University in Cleveland.

Dan had a series of academic appointments: Assistant Professor at Western Reserve University, 1960–1963; Associate Professor, University of Kansas Medical Center, 1963–1966; Professor, University of Denver, 1966–1973; Professor, University of Arizona, 1973–1988 and Professor Emeritus, 1988–present. For the first 20 years of his professional career, Dan was active clinically and in research with various neurogenic disorders. With the success of his voice text, *The Voice and Voice Therapy*, first published in 1971, he devoted the last 40-plus years of his career to voice disorders and treatment. As a writer, Dan authored over 100 professional articles and 18 books. In both Kansas and Colorado, he was

elected president of that state's speech and hearing association. He served both as Vice President and President of the American Speech, Language, and Hearing Association (ASHA), receiving both Fellowship and Honors from that organization.

In the prologue to this edition, Dan presents a historical personal overview of the field of voice disorders and their treatments, as well as a rich history of the evolution of this textbook. We trust you will find it as interesting as we do.

It was our privilege to know Dan as a mentor, colleague, and dear friend. May his legacy be a lasting one.

Stephen, Shelley, and Richard

About the Authors


DANIEL R. BOONE celebrated his 60th year as a speech-language pathologist with the publishing of this tenth edition of *The Voice and Voice Therapy*. Dr. Boone held professorships over the years at Case Western Reserve University, University of Kansas Medical Center, University of Denver, and the University of Arizona (where he was a professor emeritus). Dr. Boone was a former president of the American Speech-Language-Hearing Association and held both a Fellowship and the Honors of that organization. He was the author of over 100 publications and was well known nationally and internationally for his many workshop presentations. Dr. Boone served as consultant to the Parkinson Voice Project in Dallas, TX, from 2011 until his death. Dr. Boone was perhaps best known for his love of his students and turning them on to the excitement of clinical voice practice.

STEPHEN C. McFARLANE is a professor emeritus at the School of Medicine at the University of Nevada, Reno. He was awarded ASHA Fellowship in 1982 and ASHA Honors in 1999. He received both his B.S. and M.S. degrees from Portland State University and his Ph.D. degree from the University of Washington. Dr. McFarlane has a long history of research interests in the area of voice disorders. Study of the outcomes from voice therapy and the development of new treatment techniques is of particular interest. His scholarly work has been published in dozens of books and journals, among them *Seminars in Speech and Language*; *American Journal of Speech Language Pathology*; *Phonoscope*; and *Current Opinion in Otolaryngology & Head and Neck Surgery*.


SHELLEY L. VON BERG teaches, practices, and researches in the areas of voice, dysphagia, and motor speech disorders in adults and children in the Department of Communication Sciences and Disorders at California State University, Chico, where she holds the rank of Professor. She earned her M.S. and Ph.D. degrees from the School of Medicine at the University of Nevada, Reno. She has presented on the assessment and intervention of neurogenic speech-language disorders nationally and abroad. She also teaches abroad on occasion. Dr. Von Berg has been published in the ASHA *Leader Series*; *Unmasking Voice Disorders*; *Language, Speech, and Hearing Services in Schools*; *Current Opinion in Otolaryngology & Head and Neck Surgery*; *Cleft Palate–Craniofacial Journal*; and *AAC Journal*.


RICHARD I. ZRAICK holds the rank of Professor and is the Director of the School of Communication Sciences and Disorders at the University of Central Florida. He was awarded ASHA Fellowship in 2014. He earned his doctorate at Arizona State University. Dr. Zraick is a clinician and teacher-scholar with over 30 years of experience in clinical practice and academia. His scholarship focuses on voice disorders, speech and voice perception, interprofessional education, healthcare simulation, and health communication. He regularly speaks about these topics at state, regional, national, and international scientific and professional conventions.


Contents


Preface 


Acknowledgments 


Prologue 

1 An Introduction to Voice Disorders and Their Management 


 The Biological Function of the Larynx 


 The Emotional Function of the Larynx 


 The Linguistic Function of the Voice 


 Prevalence of Voice Disorders in the General Population 


 Prevalence of Voice Disorders in Special Populations 


 Prevalence of Voice Disorders in Children 


 Prevalence of Voice Disorders in the Elderly 


 Prevalence of Voice Disorders in Teachers and Student
 Teachers 


 Prevalence of Voice Disorders in SLPs and Future SLPs 

 Kinds of Voice Disorders 

 Functional Voice Disorders 

 Organic Voice Disorders 

 Neurogenic Voice Disorders 

 Management and Therapy for Voice Disorders 

Summary 

Clinical Concepts □

Guided Reading □

Preparing for the Praxis™ □

2 Normal Voice: Anatomy and Physiology Throughout the Lifespan □

Normal Aspects of Voice □

Normal Processes of Voice Production □

The Respiratory System □

Structures of Respiration □

The Bony Thorax □

The Muscles of Respiration □

The Inspiratory Muscles □

The Expiratory Muscles □

The Tracheobronchial Tree □

Control of Breathing □

The Respiratory Cycle (Inhalation and Exhalation) □

Passive Forces □

Active Forces □

Respiratory Volumes and Capacities □

The Effects of Aging on the Respiratory System □

Breathing for Life Versus Breathing for Speech □

The Phonatory System □

Anatomy of Phonation □

The Laryngeal Framework □

The Extrinsic Laryngeal Muscles □

The Supplementary Laryngeal Muscles □

Laryngeal Cartilages □

Extrinsic Laryngeal Ligaments and Membranes □

The Laryngeal Cavity □

Laryngeal Joints □

Intrinsic Laryngeal Ligaments and Membranes □

The Intrinsic Laryngeal Muscles □

The Ventricular (False) Vocal Folds □

The True Vocal Folds □

Laryngeal Blood Supply and Lymphatic Drainage □

Nervous System Control of the Larynx □

Lifespan Changes in the Larynx □

Voice Production □

One Cycle of Vocal Fold Vibration □

Body-Cover Theory □

Modern Modeling of Phonation □

Laryngeal Adjustments for Speech □

Voice Registers □

How We Change Vocal Pitch □

How We Change Vocal Loudness □

How We Change Vocal Quality □

Resonance ☐

Structures of Resonance ☐

Mechanism of Resonance ☐

Summary ☐

Clinical Concepts ☐

Guided Reading ☐

Preparing for the Praxis™ ☐

3 Functional Voice Disorders ☐

Excessive Muscle Tension Disorders ☐

 Muscle Tension Dysphonia (MTD) ☐

 Ventricular Dysphonia ☐

Benign Pathologies Resulting from Excessive Muscle Tension Disorders ☐

 Vocal Fold Nodules ☐

 Vocal Fold Polyps ☐

 Reinke's Edema ☐

 Laryngitis ☐

Voice Characteristics with Excessive Muscle Tension Disorders ☐

 Diplophonia ☐

 Phonation Breaks ☐

 Pitch Breaks ☐

Psychogenic Voice Disorders ☐

 Puberphonia ☐

Functional Aphonia ☐

Functional Dysphonia ☐

Somatization Dysphonia ☐

Summary ☐

Clinical Concepts ☐

Guided Reading ☐

Preparing for the Praxis™ ☐

4 Organic Voice Disorders ☐

Congenital Abnormalities ☐

Laryngomalacia ☐

Subglottic Stenosis ☐

Esophageal Atresia and Tracheoesophageal Fistula ☐

Acid Reflux Disease ☐

Contact Ulcers (Granulomas) ☐

Cysts ☐

Endocrine Changes ☐

Hemangioma ☐

Hyperkeratosis ☐


Infectious Laryngitis ☐


Leukoplakia ☐

Recurrent Respiratory Papillomatosis ☐

Pubertal Changes ☐

Sulcus Vocalis 

Webbing 

Laryngeal Cancer 


Summary 


Clinical Concepts 

Guided Reading 


Preparing for the Praxis™ 


5 Neurogenic Voice Disorders 


A Working View of the Nervous System 


The Central Nervous System, the Cortex, and Its Projections 


Pyramidal and Extrapyramidal Tracts 

Thalamus, Internal Capsule, and the Basal Ganglia 

Neurotransmitters 


The Brainstem and the Cerebellum 

The Peripheral Nervous System (PNS) 

Cranial Nerves (IX, X, XI, XII) 

Conditions Leading to Neurogenic Dysphonia 

Vocal Fold Paralysis 


Unilateral Vocal Fold Paralysis (UVFP) 

Medical Management of UVFP 


Bilateral Vocal Fold Paralysis (BVFP) 


Spasmodic Dysphonia (SD) 


Judgment Scales for SD 

Voice Therapy for SD 

Botulinum Toxin Type A (BTX-A) Injections 

Surgical Approaches to ADSD 

Essential Voice Tremor 

Differences Between SD, Essential Voice Tremor, and Muscle Tension
Dysphonia 

Parkinson's Disease (PD) 

Cerebrovascular Accident (CVA) 


Traumatic Brain Injury 

Summary 

Clinical Concepts 


Guided Reading 

Preparing for the Praxis™ 


6 Evaluation of the Voice 


Screening for Voice Disorders 

Medical Evaluation of the Voice-Disordered Patient 


The Roles of the SLP and Physician and the Need for a Medical
Evaluation 

Evaluation of the Voice-Disordered Patient by the SLP 

Review of Auditory and Visual Status 

Case History 

Description of the Problem and Cause 

Onset and Duration of the Problem 

Variability of the Problem ☐

Description of Vocal Demands ☐

Additional Case History Information ☐

Behavioral Observation ☐

Auditory-Perceptual Ratings ☐

Voice-Related Quality of Life ☐

The Oral-Peripheral Mechanism Examination ☐

Laryngoscopy/Phonoscopy ☐

The Clinical Voice Laboratory ☐

Acoustic Analyses and Instrumentation ☐

Sound Spectrography ☐

Fundamental Frequency ☐

Frequency Variability ☐

Maximum Phonational Frequency Range (MPFR) ☐

Average/Habitual Intensity ☐

Intensity Variability ☐

Dynamic Range ☐

The Voice Range Profile (Phonetogram) ☐


Vocal Perturbation Measures ☐


Vocal Noise Measures ☐

Electroglottographic Analysis and Instrumentation ☐

Aerodynamic Measurements and Instrumentation ☐


Lung Volumes and Capacities ☐

Air Pressure 


Airflow 

Laryngeal Resistance 


Phonatory–Respiratory Efficiency Analyses and Instrumentation 


Maximum Phonation Time (MPT) 


s/z Ratio 

Voice Dosage Analysis and Instrumentation 


Case Studies 


Assessment 


Perceptual and Noninstrumental Observations 

Summary 


Recommendations 


Assessment 


Perceptual and Noninstrumental Observations 


Voice Facilitating Approaches 


Summary and Recommendations 


Effects of Disability on Participation in General Curriculum 


Short-Term Objectives 

Evaluation Plan 

Assessment 

Perceptual and Noninstrumental Observations 

Endoscopic Evaluation 

Summary 

Recommendations ☐

Summary ☐

Guided Reading ☐












Preparing for the Praxis™ ☐

7 Voice Facilitating Approaches ☐

Patient Compliance and Emerging Technologies in Voice Intervention ☐

Voice Facilitating Approaches ☐

1. Auditory Feedback ☐
2. Change of Loudness ☐
3. Chant-Talk ☐
4. Chewing ☐
5. Confidential Voice ☐
6. Counseling (Explanation of Problem) ☐
7. Digital Manipulation ☐
8. Elimination of Abuses ☐
9. Establishing a New Pitch ☐
10. Focus ☐
11. Glottal Fry ☐
12. Head Positioning ☐
13. Hierarchy Analysis ☐
14. Inhalation Phonation ☐


- 15. Laryngeal Massage 
- 16. Masking 
- 17. Nasal-Glide Stimulation 
- 18. Open-Mouth Approach 
- 19. Pitch Inflections 
- 20. Redirected Phonation 
- 21. Relaxation 
- 22. Respiration Training 
- 23. Tongue Protrusion /i/ 
- 24. Visual Feedback 
- 25. Yawn-Sigh 


Summary

Preparing for the Praxis™

8 Therapy for Special Patient Populations


Voice Therapy for Particular Populations

The Aging Voice 


Pediatric Voice Problems 

Professional Voice Users 


Deaf and Hard of Hearing 


Transgender Patients 


Voice Therapy for Respiratory-Based Voice Problems


Airway Obstruction 

Airflow Interference 

Vocal Fold Paralysis 

Asthma 

Emphysema 

Faulty Breath Control 

Paradoxical Vocal Fold Movement 

Chronic Cough 

Tracheostomy 

Summary 


Clinical Concepts 


Guided Reading 


Preparing for the Praxis™ 


9 Management and Therapy Following Laryngeal Cancer 

Risk Factors, Incidence, and Demographics in Head and Neck
Cancer 

Historical Review of Laryngeal Cancers 

Modes of Cancer Treatment 

Case Examples 

Voice Facilitating Approaches 

Vocal Hygiene 

Laryngectomy 

Tumor Staging 